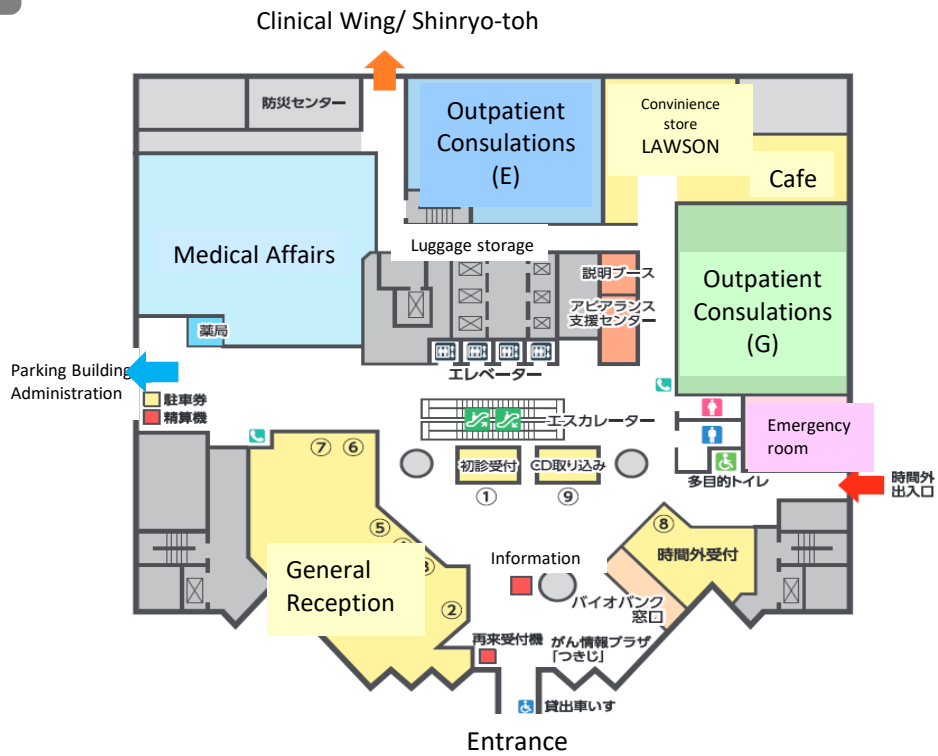


Hospital Building Guide

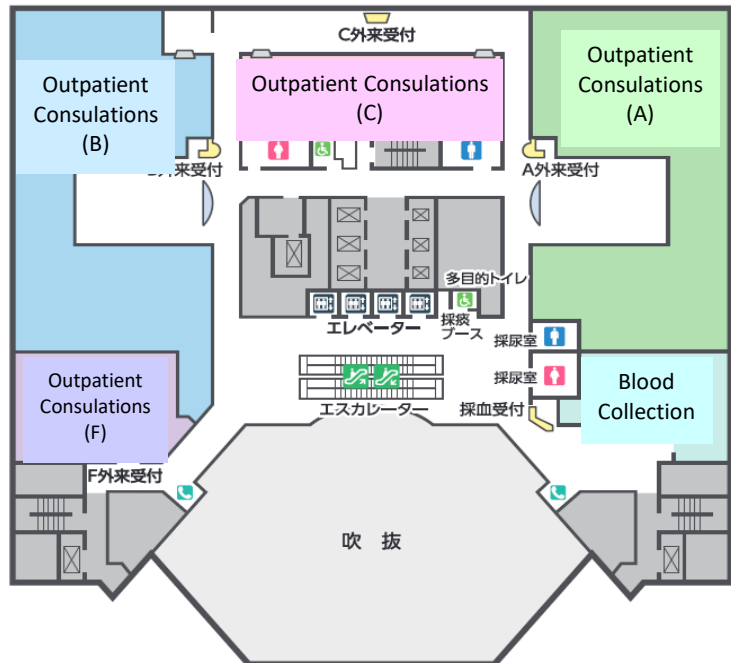
Hospital Building	
19F	Restaurant, Staff Canteen
18-10F	Hospital wards
9F	Operating theaters (the entrance on the 8th floor)
8F	ICU, Waiting room
	Supportive Care Development Center
	Counseling and Support Service Center
7F	Clinical Laboratory (Pathology, Cytology)
	Medical History Records
6F	Clinical Laboratory
	CRC Office
	Blood Management
5F	Ultrasound
	Electrocardiogram
	Lung Function Examination
	Stoma Care
	Rehabilitation
4F	Radiological Imaging (X-ray, Fluoroscopy, CT)
	Interventional Radiology Center (IR)
3F	Outpatient Treatment Center, MRI
	Walkways to the 4th floor (Endoscopy Center) of the Clinical Wing
2F	Outpatient Consultations
	Blood Collection
1F	Reception, Accounting
	Outpatient Consultations
	Medical Affairs, Pharmacy
	Emergency Room
	Cafe, Convenience store, ATM
	Walkways to the Administration office / Clinical Wing
B2F	Radiotherapy, Nuclear Medicine

Hospital Building- Floor Guide

1F

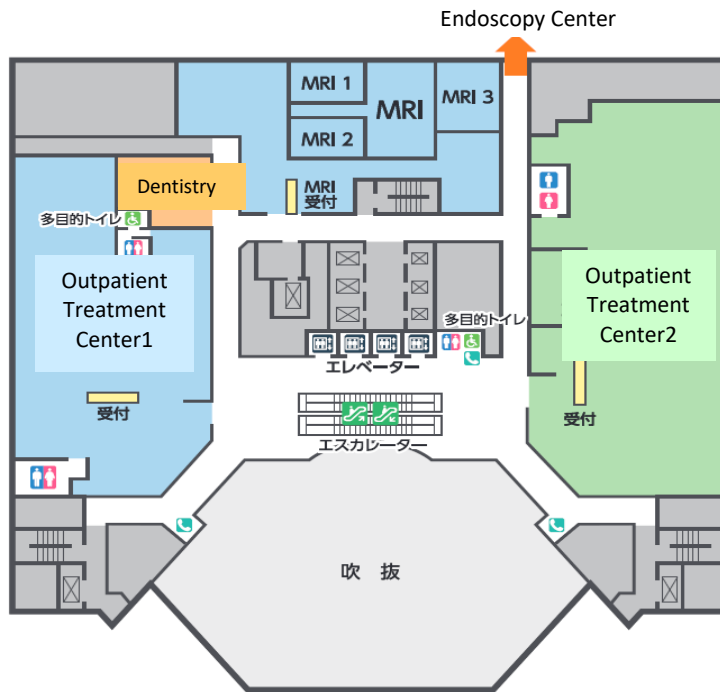


2F

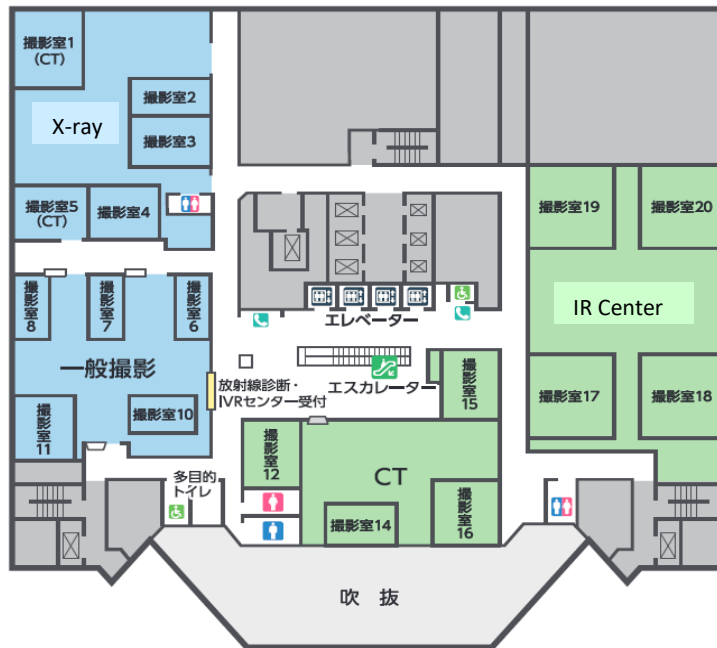


- Restroom
- Accessible Restroom
- Rental Wheelchair
- Escalator
- Telephone
- Elevator

3F

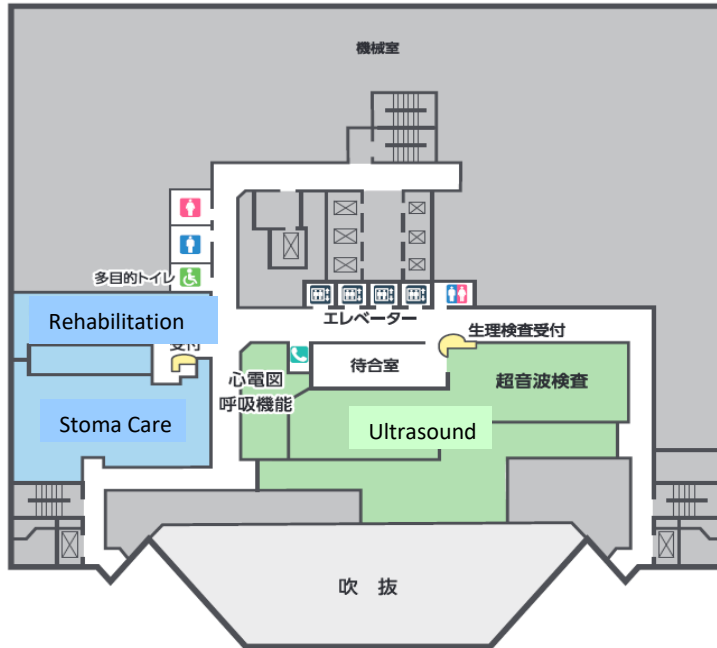


4F

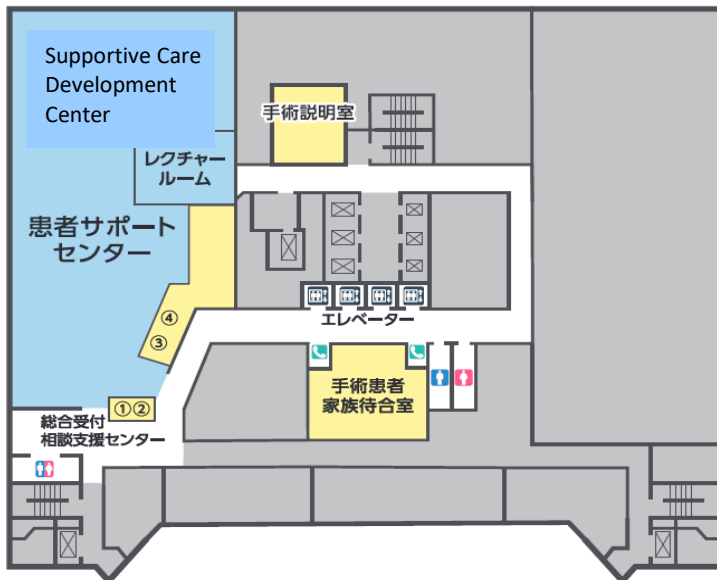


- ♿ Restroom
- ♿ Accessible Restroom
- ☎ Telephone
- ♿ Rental Wheelchair
- ♿ Escalator
- 🛗 Elevator

5F



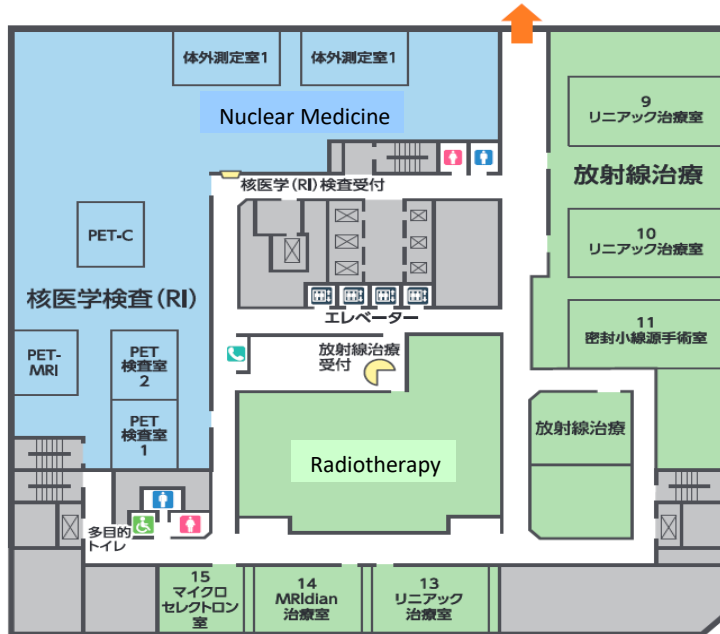
8F



- | | | | | | |
|--|-------------------|--|---------------------|--|-----------|
| | Restroom | | Accessible Restroom | | Telephone |
| | Rental Wheelchair | | Escalator | | Elevator |

B2F

Shinryo-toh B2F



- | | | | | | |
|--|-------------------|--|---------------------|--|-----------|
| | Restroom | | Accessible Restroom | | Telephone |
| | Rental Wheelchair | | Escalator | | Elevator |